Refraction units

Easyvisus MS33 — 2 instruments

Refraction unit organised for 2 examination instruments.

The two-instrument Easyvisus MS33 offers rotating tables, with or without a drawer, or a manually sliding table. All documented configurations have electric table height adjustment, an LCD panel, joystick and electric PRIMA chair. This range must not be confused with electrically sliding RM64 versions; electric sliding or automatic positioning is not promised for this MS33.



Easyvisus MS33 · Equipment view

Sources and documentation

Request a quote

View product

Generated on 2026-11-29

> This product sheet is prepared by ASEM. It does not replace the manufacturer’s official documentation or instructions for use.

Key advantages

2-instrument station

Tabletop organised for 2 examination instruments.

Sources and documentation · Source checked on 2026-10-17

Electric positioning

Electrical adjustment of the tabletop and chair.

Sources and documentation · Source checked on 2026-10-17

Electromagnetic locking

Locking of the tabletop and refractor arm.

Sources and documentation · Source checked on 2026-10-17

Organise the Easyvisus MS33 — 2 instruments station

The manufacturer view shows the exact station configuration and access to instruments.

Sources and documentation · Source checked on 2026-08-30

Position the worktop

The documented worktop movement supports switching between instruments on Easyvisus MS33 — 2 instruments.

Sources and documentation · Source checked on 2026-08-30

Plan the installation

The official diagram documents the footprint and supports Easyvisus MS33 — 2 instruments installation planning.

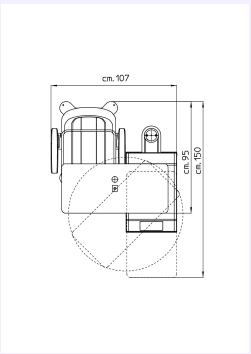

Easyvisus MS33 · Installation drawing

Sources and documentation

Sources and documentation · Source checked on 2026-08-30

Ergonomics

A layout designed around the consultation station.

Organised instruments

Equipment has its place on a dedicated unit.

Station adjustment

Available movements facilitate configuration adjustment.

Capabilities in practice

Refraction unit

Sources and documentation

Designed for a smoother workflow

A table for the selected instruments

400200 has a rotating table for two instruments. 400230 adds a drawer with a wooden tray for 148 trial lenses to the rotating table. 400250 uses manual sliding. Vertical adjustment is electric for all three references; this does not make sliding electric. Instruments and the lens set are not assumed to be supplied by the stated capacity.

Sources and documentation

Documented controls and positioning

The LCD panel supports a custom logo. The joystick controls chair and table up/down movement and locking. The manufacturer documents electromagnetic locking of the rotating table and table arm. Electric height adjustment is distinct from the rotation or sliding mode selected for the reference.

Sources and documentation

Designed for daily practice

Standard chair and optional accessories

The standard PRIMA has electric height adjustment and black skai upholstery without a footrest. A tip-up footrest, other coverings and replacement with another chair model are documented options. Chair versions must be confirmed in the ASEM quotation. Original photographs may show a footrest, phoropter arm or other optional accessories; visibility does not establish inclusion. Illustrated instruments and accessories must be identified separately.

Sources and documentation

Lighting and instrument power supply

The aluminium pole has dimmable ambient LED lighting, an LED reading light and a chart projector support plate. The main unit includes power supply for the slit-lamp transformer. The painted steel base has adjustable feet. Additional instrument power supplies are listed as accessories and are not assumed to be included automatically. No complete-unit input voltage or frequency is extrapolated.

Sources and documentation



Easyvisus MS33 · Equipment view

Sources and documentation



Easyvisus MS33 · Equipment view

Sources and documentation

Installation and configuration choice

Left-handed 400200S, 400230S and 400250S versions are optional. Drawings distinguish rotating from sliding tables, and their different positions are not turned into a single overall dimension. No 236-lens desk tray is added by analogy with the RM64. Weight, frequency and a numerical height range remain undocumented on these pages.

Sources and documentation

Technical specifications & documentation

Brand
F.I.S.O.

Model
Easyvisus MS33 — 2 instruments

Technology
Refraction unit

Clinical use
Specialised technologies

Instrument capacity
2

Sources and documentation

Chair height
Electric adjustment; Prima chair as standard

Optional footrest and other chairs are not assumed installed.

Sources and documentation

Table height
Electric adjustment

Sources and documentation

Table locking
Table and arm: electromagnetic locking

Sources and documentation

Table movement
Rotation or translation depending on model

Manufacturer configuration choice; no automatic option is assumed installed.

Sources and documentation

Workstation lighting

Ambient LED lighting · LED reading light

Sources and documentation

Controls

LCD panel; joystick for adjustment and locking

Sources and documentation

Base

Painted steel; adjustable feet

Sources and documentation

Optional footrest and other chairs are not assumed installed.

Manufacturer configuration choice; no automatic option is assumed installed.

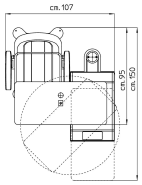

Easyvisus MS33 · Installation drawing

Sources and documentation

Downloads & resources

Manufacturer documentation

PDF · 15,672 kB

Sources and documentation

- https://www.fiso.info/en/products/refraction_units/easyvisus-ms33-unit-2-instruments-_447/
  Source checked on 2026-10-05
- https://www.fiso.info/en/products/refraction_units/easyvisus-ms33-unit-2-instruments-_447/
  Source checked on 2026-10-06
- https://www.fiso.info/dynatc/brochure-0497-2d40/frastema_cat-fiso_16luglio_2025_med.pdf
  Source checked on 2026-10-06
- https://www.fiso.info/en/products/refraction_units/easyvisus-ms33-unit-2-instruments-_447/
  Source checked on 2026-10-17

- https://www.fiso.info/en/products/refraction_units/easyvisus-ms33-unit-2-instruments-_447/
  Source checked on 2026-08-30
- https://www.fiso.info/dynatc/brochure-0497-2d40/frastema_cat-fiso_16luglio_2025_med.pdf
  Source checked on 2026-10-18

Your questions about Easyvisus MS33 — 2 instruments

What is the documented Instrument capacity of Easyvisus MS33 — 2 instruments?

2

Sources and documentation

What is the documented Chair height of Easyvisus MS33 — 2 instruments?

Electric adjustment; Prima chair as standard — Optional footrest and other chairs are not assumed installed.

Sources and documentation

Which configuration should I confirm for Easyvisus MS33 — 2 instruments?

Optional footrest and other chairs are not assumed installed.

Sources and documentation

Where can I find the documentation for Easyvisus MS33 — 2 instruments?

Manufacturer documentation (PDF) — https://asem-medical.com/storage/catalogue-enrichment/fiso-20261006/fiso-original-2025.pdf

Sources and documentation

Which tables distinguish the MS33 versions?

The 400200 uses a rotating table, the 400230 adds a table drawer, and the 400250 uses manual sliding. Height is adjusted electrically.

Sources and documentation

What is documented for the 400230 drawer?

The 400230 has a drawer with a wooden tray for 148 trial lenses. Flat or meniscus lens trays are listed as accessories and are not assumed supplied.

Sources and documentation

Which configurations may be offered left-handed?

The 400200, 400230 and 400250 have optional left-handed variants, respectively 400200S, 400230S and 400250S.

Sources and documentation

Related products



Panvisus Rondo

F.I.S.O.

Refraction units

Panvisus Rondo unit for two instruments, depending on configuration.

View product



Easyvisus Curve

F.I.S.O.

Refraction units

Refraction unit organised for 2 examination instruments.

View product



Easyvisus MS33 — 3 instruments

F.I.S.O.

Refraction units

Refraction unit organised for 3 examination instruments.

View product



Easyvisus One

F.I.S.O.

Refraction units

Refraction unit organised for 1 examination instrument.

View product

Explore the ASEM clinical catalogue

Browse related areas of the ASEM catalogue. These links do not extend the indications of this device.

Specialised technologies

More than a device, a long-term partnership

Discuss your project with ASEM: equipment selection, installation, training and technical support.



Service illustration

Installation

Discuss the installation requirements and configuration with our technical team.

Learn more



Service illustration

Training

Ask about the training and familiarisation available for your equipment.

Learn more



Service illustration

After-sales service

Contact ASEM for technical assistance and the support appropriate to your equipment.

Learn more



Service illustration

Expert advice

Tell us about your clinical needs to discuss a suitable equipment selection.

Learn more

Contact a specialist | Explore all products | Manufacturer website

+21320092281 · direction@asem-medical.com

Document version: 9aec0a82ccb7