Refraction units

Easyvisus RM64 — 2 instruments

Refraction unit organised for 2 examination instruments.

The two-instrument Easyvisus RM64 combines an electrically height-adjustable table with a desk drawer for a 236-lens trial tray. F.I.S.O. documents rotating versions, with or without an additional drawer, and manual or electric sliding tables. The LCD panel and joystick control table and PRIMA chair positioning. The exact reference, instruments and accessories must be defined in the ASEM quotation.



Easyvisus RM64 · Equipment view

Sources and documentation

Request a quote

View product

Generated on 2026-11-29

> This product sheet is prepared by ASEM. It does not replace the manufacturer’s official documentation or instructions for use.

Key advantages

2-instrument station

Tabletop organised for 2 examination instruments.

Sources and documentation · Source checked on 2026-10-17

Electric positioning

Electrical adjustment of the tabletop and chair.

Sources and documentation · Source checked on 2026-10-17

Electromagnetic locking

Locking of the tabletop and refractor arm.

Sources and documentation · Source checked on 2026-10-17

Organise the Easyvisus RM64 — 2 instruments station

The manufacturer view shows the exact station configuration and access to instruments.

Sources and documentation · Source checked on 2026-08-30

Position the worktop

The documented worktop movement supports switching between instruments on Easyvisus RM64 — 2 instruments.

Sources and documentation · Source checked on 2026-08-30

Plan the installation

The official diagram documents the footprint and supports Easyvisus RM64 — 2 instruments installation planning.

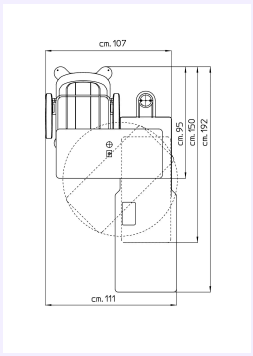

Easyvisus RM64 · Installation drawing

Sources and documentation

Sources and documentation · Source checked on 2026-08-30

Ergonomics

A layout designed around the consultation station.

Organised instruments

Equipment has its place on a dedicated unit.

Station adjustment

Available movements facilitate configuration adjustment.

Capabilities in practice

Refraction unit

Sources and documentation

Designed for a smoother workflow

A table for the selected instruments

400600 has a rotating table without a table drawer; 400630 adds a drawer with a wooden tray for 148 trial lenses. 400650 uses manual sliding and 400655 electric sliding. All have electric height adjustment and the desk drawer for a 236-lens tray. 400630 therefore has two separate drawers. Lens sets and instruments are not assumed to be included.

Sources and documentation

Documented controls and positioning

The LCD panel supports a custom logo. The joystick controls chair and table up/down movement and locking. The manufacturer documents electromagnetic locking of the rotating table and table arm. Electric height adjustment is distinct from the rotation or sliding mode selected for the reference.

Sources and documentation

Designed for daily practice

Standard chair and optional accessories

The standard PRIMA has electric height adjustment and black skai upholstery without a footrest. A tip-up footrest, other coverings and replacement with another chair model are documented options. Chair versions must be confirmed in the ASEM quotation. Original photographs may show a footrest, phoropter arm or other optional accessories; visibility does not establish inclusion. Illustrated instruments and accessories must be identified separately.

Sources and documentation

Lighting and instrument power supply

The aluminium pole has dimmable ambient LED lighting, an LED reading light and a chart projector support plate. The main unit includes power supply for the slit-lamp transformer. The painted steel base has adjustable feet. Additional instrument power supplies are listed as accessories and are not assumed to be included automatically. No complete-unit input voltage or frequency is extrapolated.

Sources and documentation



Easyvisus RM64 · Equipment view

Sources and documentation



Easyvisus RM64 · Equipment view

Sources and documentation

Installation and configuration choice

Electric sliding reference 400655 is available only in a right-handed version. The other configurations may be ordered left-handed as 400600S, 400630S and 400650S. Drawings distinguish rotating and sliding tables and do not establish one common overall size. Weight, supply frequency and a numerical height interval are not inferred from the drawings. Layout and reference must be checked with ASEM.

Sources and documentation

Technical specifications & documentation

Brand
F.I.S.O.

Model
Easyvisus RM64 — 2 instruments

Technology
Refraction unit

Clinical use
Specialised technologies

Instrument capacity
2

Sources and documentation

Chair height
Electric adjustment; Prima chair as standard

Optional footrest and other chairs are not assumed installed.

Sources and documentation

Table height
Electric adjustment

Sources and documentation

Table locking
Table and arm: electromagnetic locking

Sources and documentation

Table movement
Rotation or translation depending on model

Manufacturer configuration choice; no automatic option is assumed installed.

Sources and documentation

Workstation lighting

Ambient LED lighting · LED reading light

Sources and documentation

Controls

LCD panel; joystick for adjustment and locking

Sources and documentation

Base

Painted steel; adjustable feet

Sources and documentation

Optional footrest and other chairs are not assumed installed.

Manufacturer configuration choice; no automatic option is assumed installed.

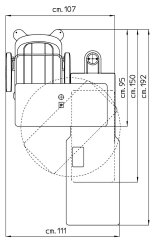

Easyvisus RM64 · Installation drawing

Sources and documentation

Downloads & resources

Manufacturer documentation

PDF · 15,672 kB

Sources and documentation

- https://www.fiso.info/en/products/refraction_units/easyvisus-rm64-unit-2-instruments_451/
  Source checked on 2026-10-05
- https://www.fiso.info/en/products/refraction_units/easyvisus-rm64-unit-2-instruments_451/
  Source checked on 2026-10-06
- https://www.fiso.info/dynatc/brochure-0497-2d40/frastema_cat-fiso_16luglio_2025_med.pdf
  Source checked on 2026-10-06
- https://www.fiso.info/en/products/refraction_units/easyvisus-rm64-unit-2-instruments_451/
  Source checked on 2026-10-17

- https://www.fiso.info/en/products/refraction_units/easyvisus-rm64-unit-2-instruments_451/
  Source checked on 2026-08-30
- https://www.fiso.info/dynatc/brochure-0497-2d40/frastema_cat-fiso_16luglio_2025_med.pdf
  Source checked on 2026-10-18

Your questions about Easyvisus RM64 — 2 instruments

What is the documented Instrument capacity of Easyvisus RM64 — 2 instruments?

2

Sources and documentation

What is the documented Chair height of Easyvisus RM64 — 2 instruments?

Electric adjustment; Prima chair as standard — Optional footrest and other chairs are not assumed installed.

Sources and documentation

Which configuration should I confirm for Easyvisus RM64 — 2 instruments?

Optional footrest and other chairs are not assumed installed.

Sources and documentation

Where can I find the documentation for Easyvisus RM64 — 2 instruments?

Manufacturer documentation (PDF) — https://asem-medical.com/storage/catalogue-enrichment/fiso-20261006/fiso-original-2025.pdf

Sources and documentation

Which table movements are documented?

The two-instrument RM64 has rotating 400600 or 400630 tables, manual sliding 400650, or electric sliding 400655. All are documented with electric height adjustment.

Sources and documentation

Is the electric sliding version offered left-handed?

The brochure limits electric sliding 400655 to a right-handed layout. Configurations 400600, 400630 and 400650 have optional left-handed variants.

Sources and documentation

Do all versions have the same drawers?

The desk is arranged for a 236-lens tray. The 400630 adds a drawer in the unit table for 148 lenses, giving two drawers. Lens sets must be specified separately.

Sources and documentation

Related products



Panvisus Rondo

F.I.S.O.

Refraction units

Panvisus Rondo unit for two instruments, depending on configuration.

View product



Easyvisus Curve

F.I.S.O.

Refraction units

Refraction unit organised for 2 examination instruments.

View product



Easyvisus MS33 — 2 instruments

F.I.S.O.

Refraction units

Refraction unit organised for 2 examination instruments.

View product



Easyvisus MS33 — 3 instruments

F.I.S.O.

Refraction units

Refraction unit organised for 3 examination instruments.

View product

Explore the ASEM clinical catalogue

Browse related areas of the ASEM catalogue. These links do not extend the indications of this device.

Specialised technologies

More than a device, a long-term partnership

Discuss your project with ASEM: equipment selection, installation, training and technical support.



Service illustration

Installation

Discuss the installation requirements and configuration with our technical team.

Learn more



Service illustration

Training

Ask about the training and familiarisation available for your equipment.

Learn more



Service illustration

After-sales service

Contact ASEM for technical assistance and the support appropriate to your equipment.

Learn more



Service illustration

Expert advice

Tell us about your clinical needs to discuss a suitable equipment selection.

Learn more

Contact a specialist | Explore all products | Manufacturer website

+21320092281 · direction@asem-medical.com

Document version: 25d5b79791f2