Refraction units

Easyvisus RM64 — 3 instruments

Refraction unit organised for 3 examination instruments.

The three-instrument Easyvisus RM64 is a F.I.S.O. refraction unit with an electrically height-adjustable table. The catalogue distinguishes manual rotation from automatic positioning, depending on the ordered reference. A desk with a drawer for a 236-lens trial tray, LCD control panel and electrically height-adjustable PRIMA chair organise the examination station. Instruments, trial lenses and optional accessories must be specified in the ASEM quotation.



Easyvisus RM64 · Equipment view

Sources and documentation

Request a quote

View product

Generated on 2026-11-29

> This product sheet is prepared by ASEM. It does not replace the manufacturer’s official documentation or instructions for use.

Key advantages

3-instrument station

Tabletop organised for 3 examination instruments.

Sources and documentation · Source checked on 2026-10-17

Electric positioning

Electrical adjustment of the tabletop and chair.

Sources and documentation · Source checked on 2026-10-17

Electromagnetic locking

Locking of the tabletop and refractor arm.

Sources and documentation · Source checked on 2026-10-17

Three instruments

Manual rotating or automatic positioning table depending on configuration.

Electric height

Electric adjustment of the table and PRIMA chair.

Central control

Joystick for movement and table locking controls.

Capabilities in practice

Refraction unit

Sources and documentation

Designed for a smoother workflow

Organise three devices

Bring the required instruments together around one consultation station.



Easyvisus RM64 · Hardware detail

Sources and documentation

Sources and documentation

Adapt the station

Electric adjustments support patient and practitioner positioning.



Easyvisus RM64 · Equipment view

Sources and documentation

Sources and documentation

Equip the environment

LED lighting, projector support and slit-lamp power supply complete the unit.

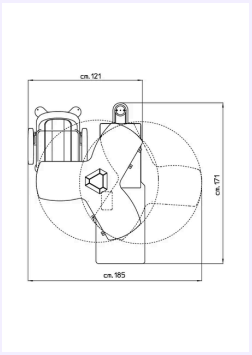

Easyvisus RM64 · Installation drawing

Sources and documentation

Sources and documentation

A table for the selected instruments

Reference 400700 has a manually rotating table for three instruments. Reference 400785 uses automatic positioning for three instruments. Both tables have electric height adjustment. Each reference includes a desk with a drawer for a 236-lens trial tray. Tray capacity does not establish that the lens set or the three instruments are supplied.

Sources and documentation

Documented controls and positioning

The LCD panel supports a custom logo. The joystick controls chair and table up/down movement and locking. The manufacturer documents electromagnetic locking of the rotating table and table arm. Electric height adjustment is distinct from the rotation or sliding mode selected for the reference.

Sources and documentation

Designed for daily practice

Standard chair and optional accessories

The standard PRIMA has electric height adjustment and black skai upholstery without a footrest. A tip-up footrest, other coverings and replacement with another chair model are documented options. Chair versions must be confirmed in the ASEM quotation. Original photographs may show a footrest, phoropter arm or other optional accessories; visibility does not establish inclusion. Illustrated instruments and accessories must be identified separately.

Sources and documentation

Lighting and instrument power supply

The aluminium pole has dimmable ambient LED lighting, an LED reading light and a chart projector support plate. The main unit includes power supply for the slit-lamp transformer. The painted steel base has adjustable feet. Additional instrument power supplies are listed as accessories and are not assumed to be included automatically. No complete-unit input voltage or frequency is extrapolated.

Sources and documentation



Easyvisus RM64 · Equipment view

Sources and documentation

Installation and configuration choice

The manual table has an optional left-handed 400700S version. Automatic positioning reference 400785 is available only in a right-handed version. The footprint drawings differ for these two references; their measurements are not merged into a single overall dimension. Weight, supply frequency and a numerical table-height range are not given on these pages. Configuration, access requirements and instruments must be confirmed with ASEM.

Sources and documentation

Technical specifications & documentation

Brand
F.I.S.O.

Model
Easyvisus RM64 — 3 instruments

Technology
Refraction unit

Clinical use
Specialised technologies

Capacity
3 instruments

Table
Manual rotating or automatic positioning

Instrument capacity
3

Sources and documentation

Chair height
Electric adjustment; Prima chair as standard

Optional footrest and other chairs are not assumed installed.

Sources and documentation

Table height
Electric adjustment

Sources and documentation

Table locking
Table and arm: electromagnetic locking

Sources and documentation

Table movement

Manual rotation; automatic positioning depending on model

Manufacturer configuration choice; no automatic option is assumed installed.

Sources and documentation

Workstation lighting

Ambient LED lighting · LED reading light

Sources and documentation

Controls

LCD panel; joystick for adjustment and locking

Sources and documentation

Base

Painted steel; adjustable feet

Sources and documentation

Optional footrest and other chairs are not assumed installed.

Manufacturer configuration choice; no automatic option is assumed installed.



Easyvisus RM64 · Hardware detail

Sources and documentation

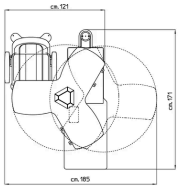

Easyvisus RM64 · Installation drawing

Sources and documentation

Downloads & resources

Manufacturer documentation

PDF · 15,672 kB

Sources and documentation

- https://www.fiso.info/en/products/refraction_units/easyvisus-rm64-unit-3-instruments_497/
  Source checked on 2026-10-05

- https://www.fiso.info/en/products/refraction_units/easyvisus-rm64-unit-3-instruments_497/
  Source checked on 2026-10-06
- https://www.fiso.info/dynatc/brochure-0497-2d40/frastema_cat-fiso_16luglio_2025_med.pdf
  Source checked on 2026-10-06
- https://www.fiso.info/en/products/refraction_units/easyvisus-rm64-unit-3-instruments_497/
  Source checked on 2026-10-17
- https://www.fiso.info/en/products/refraction_units/easyvisus-rm64-unit-3-instruments_497/
  Source checked on 2026-08-30
- https://www.fiso.info/dynatc/brochure-0497-2d40/frastema_cat-fiso_16luglio_2025_med.pdf
  Source checked on 2026-10-18

Your questions about Easyvisus RM64 — 3 instruments

What is the documented Instrument capacity of Easyvisus RM64 — 3 instruments?

3

Sources and documentation

What is the documented Chair height of Easyvisus RM64 — 3 instruments?

Electric adjustment; Prima chair as standard — Optional footrest and other chairs are not assumed installed.

Sources and documentation

Which configuration should I confirm for Easyvisus RM64 — 3 instruments?

Optional footrest and other chairs are not assumed installed.

Sources and documentation

Where can I find the documentation for Easyvisus RM64 — 3 instruments?

Manufacturer documentation (PDF) — https://asem-medical.com/storage/catalogue-enrichment/fiso-20261006/fiso-original-2025.pdf

Sources and documentation

Is automatic positioning standard?

The brochure separates the manually rotating 400700 table from the automatically positioned 400785 table. The proposed configuration must identify the selected version.

Sources and documentation

Which versions support a left-handed layout?

The manual version has the optional left-handed 400700S variant. The automatically positioned model is documented only in a right-handed layout.

Sources and documentation

What is the desk drawer designed for?

The desk has a drawer with a tray for 236 trial lenses. This storage description does not confirm that a lens set is supplied.

Sources and documentation

Related products



Panvisus Rondo

F.I.S.O.

Refraction units

Panvisus Rondo unit for two instruments, depending on configuration.

View product



Easyvisus Curve

F.I.S.O.

Refraction units

Refraction unit organised for 2 examination instruments.

View product



Easyvisus MS33 — 2 instruments

F.I.S.O.

Refraction units

Refraction unit organised for 2 examination instruments.

View product



Easyvisus MS33 — 3 instruments

F.I.S.O.

Refraction units

Refraction unit organised for 3 examination instruments.

View product

Explore the ASEM clinical catalogue

Browse related areas of the ASEM catalogue. These links do not extend the indications of this device.

Specialised technologies

More than a device, a long-term partnership

Discuss your project with ASEM: equipment selection, installation, training and technical support.



Service illustration

Installation

Discuss the installation requirements and configuration with our technical team.

Learn more



Service illustration

Training

Ask about the training and familiarisation available for your equipment.

Learn more



Service illustration

After-sales service

Contact ASEM for technical assistance and the support appropriate to your equipment.

Learn more



Service illustration

Expert advice

Tell us about your clinical needs to discuss a suitable equipment selection.

Learn more

Contact a specialist | Explore all products | Manufacturer website

+21320092281 · direction@asem-medical.com

Document version: 67cf80747813