Refraction units

Easyvisus RM64 Compact — 2 instruments

Refraction unit organised for 2 examination instruments.

The two-instrument Easyvisus RM64 Compact has an electrically height-adjustable table. The range offers rotation, manual sliding or electric sliding, with a table drawer in one specific configuration. It retains the LCD panel, joystick and electric PRIMA chair without the separate 236-lens desk tray of non-Compact RM64 units. The appropriate practice configuration must be confirmed with ASEM.



Easyvisus RM64 Compact · Equipment view

Sources and documentation

Request a quote

View product

Generated on 2026-11-29

This product sheet is prepared by ASEM. It does not replace the manufacturer’s official documentation or instructions for use.

Key advantages

2-instrument station

Tabletop organised for 2 examination instruments.

Sources and documentation · Source checked on 2026-10-17

Wheelchair access

Opening tabletop for examination in a wheelchair.

Sources and documentation · Source checked on 2026-10-17

Electrically adjustable chair

PRIMA chair with electrical height adjustment.

Sources and documentation · Source checked on 2026-10-17

Organise the Easyvisus RM64 Compact — 2 instruments station

The manufacturer view shows the exact station configuration and access to instruments.

Sources and documentation · Source checked on 2026-08-30

Position the worktop

The documented worktop movement supports switching between instruments on Easyvisus RM64 Compact — 2 instruments.

Sources and documentation · Source checked on 2026-08-30

Plan the installation

The official diagram documents the footprint and supports Easyvisus RM64 Compact — 2 instruments installation planning.

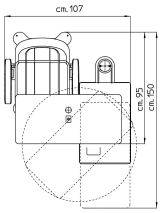

Easyvisus RM64 Compact · Installation drawing

Sources and documentation

Sources and documentation · Source checked on 2026-08-30

Ergonomics

A layout designed around the consultation station.

Organised instruments

Equipment has its place on a dedicated unit.

Station adjustment

Available movements facilitate configuration adjustment.

Capabilities in practice

Refraction unit

Sources and documentation

Designed for a smoother workflow

A table for the selected instruments

400900 and 400930 are rotating versions; only 400930 has the drawer with a wooden tray for 148 trial lenses. 400950 uses manual sliding and 400955 electric sliding. All have electric table height adjustment. The manufacturer specifies a minimum table height of 76 cm and opening for examination of a wheelchair user. The lens set must be specified, and this minimum does not describe overall unit height.

Sources and documentation

Documented controls and positioning

The LCD panel supports a custom logo. The joystick controls chair and table up/down movement and locking. The manufacturer documents electromagnetic locking of the rotating table and table arm. Electric height adjustment is distinct from the rotation or sliding mode selected for the reference.

Sources and documentation

Designed for daily practice

Standard chair and optional accessories

The standard PRIMA has electric height adjustment and black skai upholstery without a footrest. A tip-up footrest, other coverings and replacement with another chair model are documented options. Chair versions must be confirmed in the ASEM quotation. Original photographs may show a footrest, phoropter arm or other optional accessories; visibility does not establish inclusion. Illustrated instruments and accessories must be identified separately.

Sources and documentation

Lighting and instrument power supply

The aluminium pole has dimmable ambient LED lighting, an LED reading light and a chart projector support plate. The main unit includes power supply for the slit-lamp transformer. The painted steel base has adjustable feet. Additional instrument power supplies are listed as accessories and are not assumed to be included automatically. No complete-unit input voltage or frequency is extrapolated.

Sources and documentation



Easyvisus RM64 Compact · Equipment view

Sources and documentation



Easyvisus RM64 Compact · Equipment view

Sources and documentation

Installation and configuration choice

Electric sliding reference 400955 is right-handed only. The other configurations have optional left-handed 400900S, 400930S and 400950S versions. The separate 236-lens desk drawer of non-Compact RM64 units is not standard equipment for this version. Rotating and sliding footprints differ. No weight, frequency or maximum height is invented; movement clearance must be checked with ASEM.

Sources and documentation

Technical specifications & documentation

Brand
F.I.S.O.

Model
Easyvisus RM64 Compact — 2 instruments

Technology
Refraction unit

Clinical use
Specialised technologies

Instrument capacity
2

Sources and documentation

Chair height
Electric adjustment; Prima chair as standard

Optional footrest and other chairs are not assumed installed.

Sources and documentation

Table height
Electric adjustment

Sources and documentation

Table locking
Table and arm: electromagnetic locking

Sources and documentation

Table movement
Rotation or translation depending on model

Manufacturer configuration choice; no automatic option is assumed installed.

Sources and documentation

Workstation lighting

Ambient LED lighting · LED reading light

Sources and documentation

Controls

LCD panel; joystick for adjustment and locking

Sources and documentation

Base

Painted steel; adjustable feet

Sources and documentation

Optional footrest and other chairs are not assumed installed.

Manufacturer configuration choice; no automatic option is assumed installed.

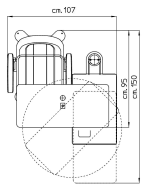

Easyvisus RM64 Compact · Installation drawing

Sources and documentation

Downloads & resources

Manufacturer documentation

PDF · 15,672 kB

Sources and documentation

- https://www.fiso.info/en/products/refraction_units/easyvisus-rm64-compact-2-instruments_496/
  Source checked on 2026-10-05
- https://www.fiso.info/en/products/refraction_units/easyvisus-rm64-compact-2-instruments_496/
  Source checked on 2026-10-06
- https://www.fiso.info/dynatc/brochure-0497-2d40/frastema_cat-fiso_16luglio_2025_med.pdf
  Source checked on 2026-10-06
- https://www.fiso.info/en/products/refraction_units/easyvisus-rm64-compact-2-instruments_496/
  Source checked on 2026-10-17

- https://www.fiso.info/en/products/refraction_units/easyvisus-rm64-compact-2-instruments_496/
  Source checked on 2026-08-30
- https://www.fiso.info/dynatc/brochure-0497-2d40/frastema_cat-fiso_16luglio_2025_med.pdf
  Source checked on 2026-10-18

Your questions about Easyvisus RM64 Compact — 2 instruments

What is the documented Instrument capacity of Easyvisus RM64 Compact — 2 instruments?

2

Sources and documentation

What is the documented Chair height of Easyvisus RM64 Compact — 2 instruments?

Electric adjustment; Prima chair as standard — Optional footrest and other chairs are not assumed installed.

Sources and documentation

Which configuration should I confirm for Easyvisus RM64 Compact — 2 instruments?

Optional footrest and other chairs are not assumed installed.

Sources and documentation

Where can I find the documentation for Easyvisus RM64 Compact — 2 instruments?

Manufacturer documentation (PDF) — https://asem-medical.com/storage/catalogue-enrichment/fiso-20261006/fiso-original-2025.pdf

Sources and documentation

Which table choices does the two-instrument Compact offer?

The brochure distinguishes rotating 400900 and 400930 tables, manual sliding 400950 and electric sliding 400955. The 400930 includes a drawer arranged for a 148-lens tray.

Sources and documentation

Which handedness restriction applies?

Electric sliding 400955 is documented right-handed only. The 400900, 400930 and 400950 may be offered as optional left-handed variants.

Sources and documentation

Does the brochure document wheelchair access?

Yes. It describes opening the table, with a minimum height of 76 cm, for a patient remaining seated in a wheelchair. This arrangement must be checked against the chosen installation.

Sources and documentation

Related products



Panvisus Rondo

F.I.S.O.

Refraction units

Panvisus Rondo unit for two instruments, depending on configuration.

View product



Easyvisus Curve

F.I.S.O.

Refraction units

Refraction unit organised for 2 examination instruments.

View product



Easyvisus MS33 — 2 instruments

F.I.S.O.

Refraction units

Refraction unit organised for 2 examination instruments.

View product



Easyvisus MS33 — 3 instruments

F.I.S.O.

Refraction units

Refraction unit organised for 3 examination instruments.

View product

Explore the ASEM clinical catalogue

Browse related areas of the ASEM catalogue. These links do not extend the indications of this device.

Specialised technologies

More than a device, a long-term partnership

Discuss your project with ASEM: equipment selection, installation, training and technical support.



Service illustration

Installation

Discuss the installation requirements and configuration with our technical team.

Learn more



Service illustration

Training

Ask about the training and familiarisation available for your equipment.

Learn more



Service illustration

After-sales service

Contact ASEM for technical assistance and the support appropriate to your equipment.

Learn more



Service illustration

Expert advice

Tell us about your clinical needs to discuss a suitable equipment selection.

Learn more

Contact a specialist | Explore all products | Manufacturer website

+21320092281 · direction@asem-medical.com

Document version: 4b4dc2ab13b4